

Eccentric Frame

The ideal discharge unit for both wet and dry bulk materials. For circular silos there is a rotating and eccentric movement of the rotary wheel. For rectangular silos, the frame moves eccentrically.

Design characteristics


- space-saving construction
- robust construction
- circular or rectangular design

Applications

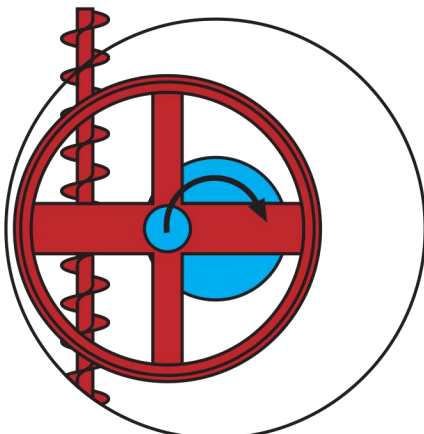
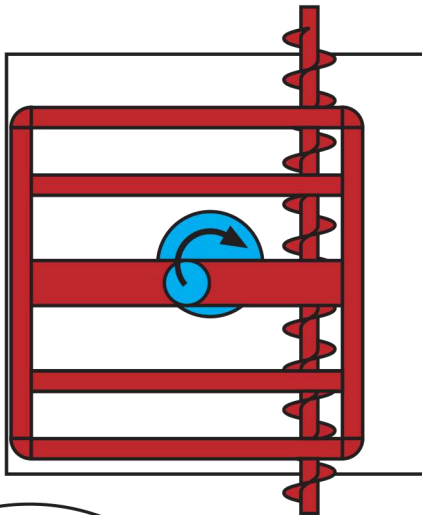
- bulk material reception
- bulk material intermediate storage
- bulk material repartition along the process chain
- in combination with SHW-relief systems prevention of stable bridge building

Customer advantages

- low building costs (installation height)
- low life-cycle-costs
- mechanical design easy to maintain
- up to four discharge screws combined in one silo



Rectangular execution



Circular execution

Technical data

• discharge capacity	10 - 100 m ³ /h per discharge screw
• driving power	2.2 up to 7.5 kW
• dimensions	
circular	3000, 4000 and 5000 mm diameter
rectangular	2000 x 3000 and 3000 x 4000 mm
	intermediate size optionally
• weight	approx. 2500 kg
• controls	function, optional storage temperature
• wear protection	as an option, specially tailored to the application and the bulk material, for example different stainless steels, Hardox, wear protection welding, Infinite Shield (ceramic)
• execution	CE declaration of conformity ATEX: standard no ex-qualification Alternatives: Inside: zone 22 and outside: no zone (Ex II 3/- D)